


The Amazing Transit Adventure



TransLink
Activity Book



Plan your adventure

Scan the QR code to watch TJ plan her trip!



Scan here



TJ wants to meet a friend at Lonsdale Quay.
How will she get there?

1

With your parent, go to **translink.ca**

2

Where is TJ leaving from and going to? Find where she starts and ends her trip on the map.

From



Victoria Dr & E 41st Ave



To



Lonsdale Quay

3

When TJ clicks **Plan my Trip** she's given a few options. TJ chooses a trip that will take her on a bus, SkyTrain, and SeaBus.

4

What do the colours of the different lines mean? Check the LEGEND and write the answer in the **(white boxes)**

5

Where does TJ need to change lines? Write the station name in the **(yellow boxes)**

If you were to plan a trip of your own, where would you go?

BONUS

CHALLENGE

Take a few selfies along the way to remember your adventure!

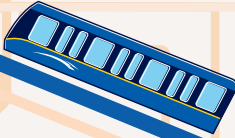
END

Lonsdale Quay

What does **BROWN** mean?



Station



What does **BLUE** mean?

Station

START

Victoria Dr & E 41st Ave

What does **GREEN** mean?

Legend



RapidBus



Expo Line



SeaBus

Scan the QR code to follow along with TJ as she plans her trip!



Bus stop basics

Understanding the information on a bus stop is a life skill that translates to wherever one might travel in the world.

Walk to a bus stop. Fill in the information you see on the sign.



Every bus stop has a unique stop number. Just like a fingerprint!

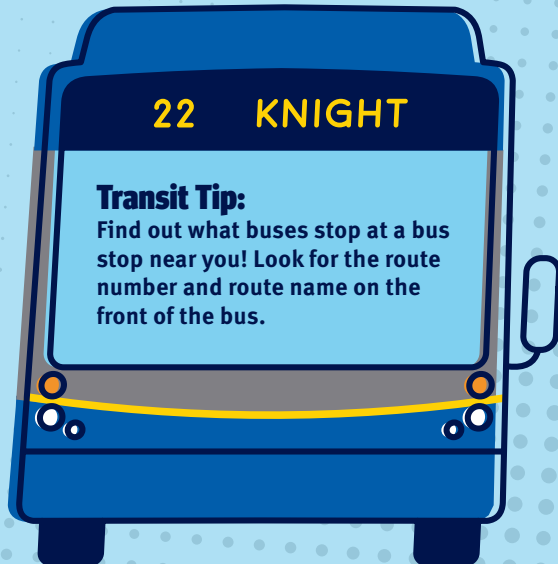
Route Number

Route name: Notice that more than one bus route stops here!

BONUS

MISSION

Try texting to learn when your next bus comes!



Do you have good transit etiquette?

Look at the pictures below and circle 7 differences between A and B.



Think of each change as a courtesy. Being respectful, begins with you.



Answers: Guy on the phone / Man with coffee cup in the back / Old man's hat / Little girl's backpack / JT's backpack / Boy listening to music / Pregnant woman /

The Amazing Transit Adventure!



Ride the Bus
What is the number of the bus you are riding on?

Take It Off!
Remove your bag when riding on transit and keep it on your lap or by your feet.

Do a Good Deed
Offer your seat to someone in need.

Red Button
Find a red stop button on the bus. Press the button when your stop is next.



AWESOME ADVENTURER!

Say Thanks

Say thank you to the bus driver when you go out the back doors.

Parents and Guardians are responsible for educating and deciding about the safety and care of their children. This includes determining if their child can or should take transit unaccompanied.

Bus Stop Basics

Fill in page 3 of this guide.

START

Do a Trip Plan!

Visit the Trip Planner on translink.ca

Walk to the Stop

Walk to the closest bus stop to your house.





Scan here



Unlock your transit superpowers by completing as many missions as possible!

You are here

Find your location and route on a map at a bus stop or SkyTrain Station.



TRANSIT TRAILBLAZER!

Find the Phone

Find the help phone at the SkyTrain Station if you need any help.

High Five!

High five a SkyTrain attendant in a blue and yellow vest!

What's Yellow and Bumpy All Over?

When waiting for the train, stand behind the bumpy yellow line.

Safety Search

Find the silent alarm and speaker phone on the SkyTrain.



WAYFINDING WIZARD!

Ride the Waves

What is the name of the SeaBus you are on?
Hint: Find the plaque.

SeaBus Selfie

Take a selfie with the countdown clock at the SeaBus terminal.



Where did you go?

Draw a picture of your favourite part of your transit adventure.



Scan here



Upload photos of this sheet to the **Sharing Wall** for other kids to see!
bit.ly/sharing-wall